

LED LINEAR LIGHT BTD5566




COLOR: BLACK

 Indoor	 General lighting	 High efficiency	 Clear color	 Long life	 Anti glare
 Accurate light distribution	 No flickering	 IP 20 Protection level	 Protective grounding	 Fire protection	 Low lumen depreciation

Features

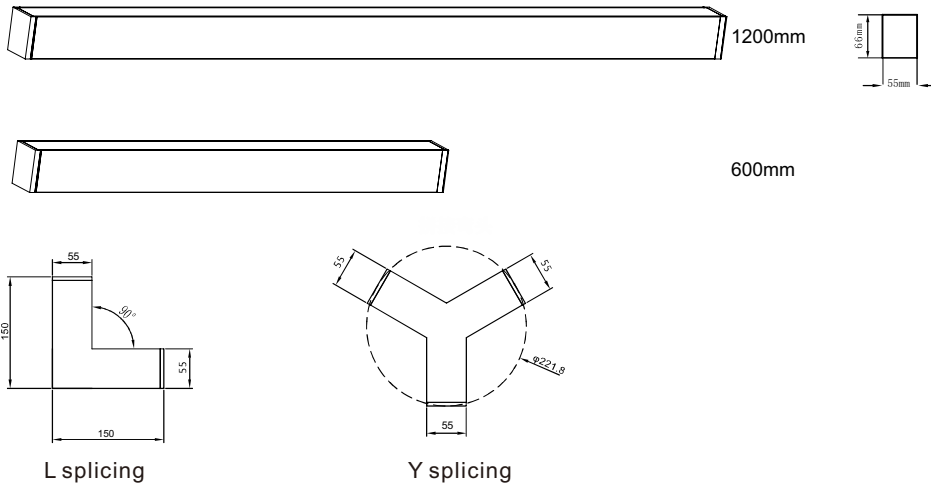
1. ZINCO led linear lights adopt international invention patents to solve industry pain points faced during production, installation and after-sales in the linear light field.
2. Seamless docking technology makes the lights link easily, changing the status quo that linear lights have to be reprocessed on the building site, eliminating a series of quality and process hazards caused by installation. You could link up to 10 lights in a series or use them individually.
3. The products are standard and integrated, convenient during production, package, shipping, installation and after-sales.
4. The lights have a constant current and constant voltage intelligent control system, making them have high light efficiency and long lifespan. It is a great option for schools, commercial, office, hotel, exhibition, high-speed rail station, airport and other high-demand places, bringing you the most comfortable environment all the time.

01 Application








Office complex, Education, Communication area, Rest area

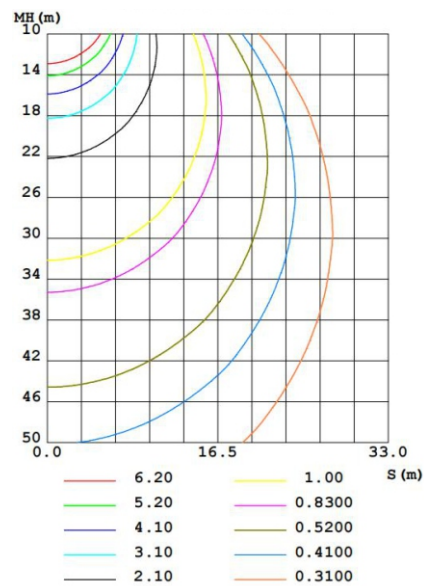
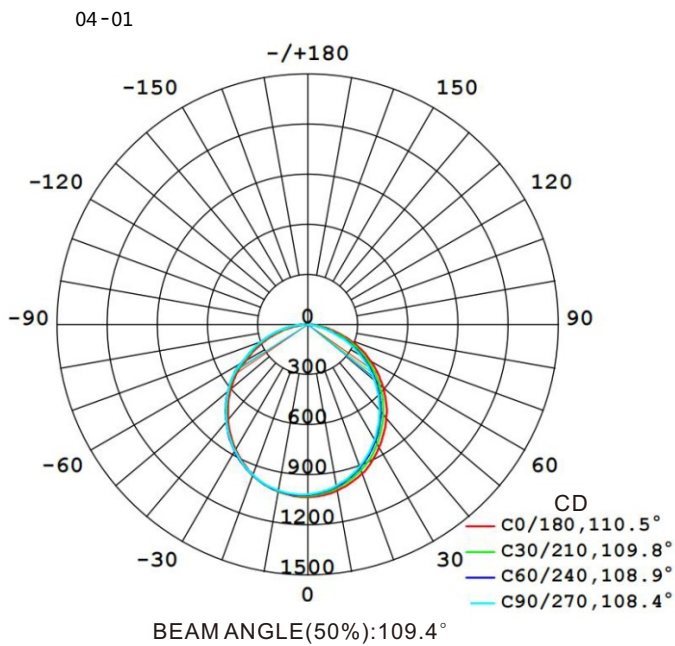
02 Size Diagram




03 Product Parameter

Model	The light pattern	Power	Luminous Flux	Color Temperature	CRI	Size	Installation	Control mode
KTC5566-0625A10		25W	2508Lm	4500K	80	600*55*66mm	 (lifting)	A general switch control
KTC5566-1250A10		50W	4849Lm	4500K	80	1200*55*66mm		
KTC5566-L090A10		10W	1086Lm	4500K	80	150*150*66mm		
KTC5566-Y120A10		15W	1637Lm	4500K	80	228*198*66mm		

04 Light Distribution



05 Package Information



Model	Size (mm)	Net weight(KG)	Size (mm)	Quantity(PCS)	Weight(KG)
KTC5566-0625	600*55*66mm	1.22	L68xW13.5xH17.5mm	4	5.73
KTC5566-1250	1200*55*66mm	2.18	L128xW13.5xH17.5mm	4	10.10
KTC5566-L090	155*155*66mm	0.58	L34xW17.5xH16mm	4	2.88
KTC5566-Y120	228*198*66mm	0.7	L9xW22.5xH16mm	4	3.72

06 SAFETY:

1. Always shut off power to the circuit before starting installation work , and ensure the circuit be connected correct by a competent electrician.
2. This product has a power cable on the back of the lamp. If you need to link them in a series, just need to connect one light to the AC power in a series.
3. It is forbidden to form a loop circuit when connecting the lights in series. When the lights group needs to form a closed loop in form, at least one 90° connector (L splicing) which only one end conducting be used.
4. Make sure the end cap was covered after installation.
5. When connecting the lights in a series, please do not connect more than 10 lights.